

# THE NEW ŠKODA SUPERB SCOUT



**ŠKODA**  
SIMPLY CLEVER



A blue ŠKODA SUPERB SCOUT is parked on a gravel lot in the foreground. The car is shown from a rear three-quarter view, highlighting its rugged design and roof rails. In the background, a steep, forested mountain rises, dotted with cable cars and a tall transmission tower. The scene is bathed in the warm, golden light of late afternoon or early morning, creating a serene and adventurous atmosphere.

# MADE FOR MORE THAN KERBSTONES

Even if the urban jungle offers some kind of adventure, the real excitement sometimes starts where normal streets end. Fortunately, the ŠKODA SUPERB SCOUT is at home on both terrains. In the exclusive combi version it combines the comfort of a city limousine with the off-road character of an SUV.

Not only does it look elegant all round, it's also protected all around. Thanks to the rough road package and the higher chassis, flying stones and dust are no bother – no matter where the 4x4 drive takes you.

So if you would like to drive over other stones in addition to kerbstones the ŠKODA SUPERB SCOUT is the right car for you.

That's Simply Clever. That's ŠKODA.



# SOMETIMES EVEN STONES JUMP FOR JOY

The SCOUT is ready for any challenge. It comes with protective exterior elements, which give the elegant SUPERB robustness and a tougher look. They also help protect the body when driving beyond paved roads.



**PROTECTIVE ELEMENTS**  
The Scout version features among other things an add-on part on the front bumper in silver as well as black plastic covers on the wheel arches and door sills. The higher chassis is equipped with the rough road package, so you can go off paved roads without trepidation.



**BADGE**  
As proof of the car's off-road ability there's a badge included on the front wing fenders.

**REAR VIEW**  
The rear bumper with a silver protective cover lends the car's body a tough appearance.





**EVEN WHEN OFF ROAD  
ALWAYS ON TRACK**







## HIGH-END EVEN AFTER HIGHWAYS END

While the car handles bumpy roads, you'll stay in absolute comfort inside the incredibly spacious interior, surrounded by high-quality materials and details designed exclusively for the Scout version. All made with ŠKODA's craftsmanship precision.





**COMFORT AND FUNCTIONALITY**

For your maximum comfort, the Scout version can be upholstered with a combination of black Alcantara® and leather/leatherette. The electrically-adjustable driver seat with built-in memory comes as standard.



**STYLE AND SAFETY**

The multifunctional leather steering wheel, which lets you control the radio, phone and alternatively DSG, is equipped with heating function, controlled via the infotainment system.



**STYLISH DETAILS**

The dashboard features the original Scout badge and remarkable Ash Brown décor (shown) or Dark Brushed décor with a decorative chrome strip. The LED ambient lighting running along the inside of the car offers ten appealing colour options.



**LOGO**

The Scout logo is embroidered on the front seat backrest.



# DISCOVER THE UNDISCOVERED

This car is ready for any adventure. With its 4x4 drive and off-road skills, it's ready to handle any terrain from potholes or mud to steep hills, while you and your family stay safe and comfortable.



## ALL-WHEEL DRIVE

The 4x4 drive is provided by an inter-axle electronically controlled multi-plate clutch. The coupling of the rear axle is automatic, so under normal conditions the car can utilise the advantages of front-wheel drive, and under extreme conditions the excellent traction of the 4x4 drive.

## OFF-ROAD MODE

With the intelligent Off-Road Mode system, which operates at speeds of up to 30 km/h, you can handle even extreme terrain. It is designed to adjust the characteristics of the engine, electronic assistants and stability control systems. The activated functions are shown on the infotainment display.



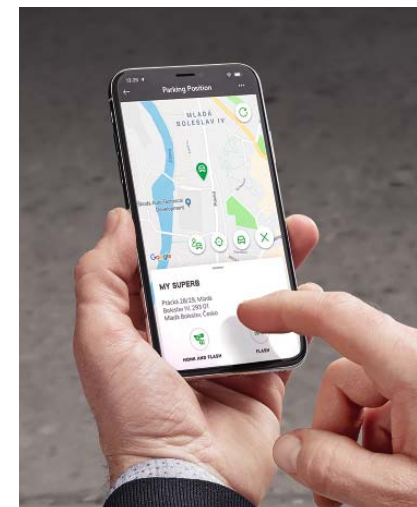
## DYNAMIC CHASSIS CONTROL

Your car can be equipped with the Dynamic Chassis Control (DCC), which continuously evaluates and responds to various driving situations (braking, acceleration, turning), adapting the damping characteristics. DCC always comes in combination with Driving Mode Select and allows you to choose Comfort, Normal or Sport mode.



# ŠKODA CONNECT: TAKE THE ONLINE WORLD WITH YOU

To be online fully and permanently means not only having access to entertainment and information, but also possible assistance while on the move. ŠKODA Connect is your gateway to a world of unlimited communication possibilities.



## PARKING POSITION

See the exact location of your car from anywhere. ŠKODA Connect shows the address, time and date of parking on your phone.



## LOCK & UNLOCK

This feature allows you to comfortably Lock and Unlock your vehicle via ŠKODA Connect App no matter where you are. For example, in case you forgot to lock your car, you can easily do so with your smartphone from anywhere.

## ŠKODA CONNECT

This offer includes two types of service. Infotainment Online delivers real-time information about traffic and more, Care Connect focuses on help and safety, enabling remote access and control of the vehicle. It also offers assistance for any situation that needs it.



## EMERGENCY CALL

An SOS call is made automatically during an emergency on the road. The system can also be activated manually by pressing the red button on the roof console.



## SMARTLINK+

With the SmartLink+ system (ŠKODA Connectivity bundle supporting MirrorLink®, Apple CarPlay, Android Auto) the car's infotainment system enables the driver to safely use the phone while driving. Plus, all installed applications that are certified as safe for vehicles are compatible with MirrorLink®, Apple CarPlay or Android Auto. The SmartLink+ system also enables you to send car data to your smartphone which gives you access to interesting information about your drive, like driving economy, driving dynamics or service information. (Visit our website for usage terms and compatibility information for SmartLink+.)



## PETROL STATIONS

You can find out the distance, petrol station type, and the current fuel prices. This information is displayed in real time. The fuel type of the vehicle is automatically detected and displayed.



## ONLINE TRAFFIC INFORMATION

Always take the best route: up-to-date information gives you a perfect overview of every trip. It also enables you to react to new developments, such as roadworks, accidents and traffic jams.



## WEATHER

Get the latest weather report for your current location, destination or anywhere else with detailed forecasts, including precipitation predictions and warnings.



**IT'S THE NEW WAYS THAT  
LEAD TO NEW ADVENTURES**





# CUSTOMISATION



**SCOUT BLACK INTERIOR**  
Dark Brushed décor  
Alcantara®/leather/leatherette upholstery, front seat piping (in a contrasting colour)



**SCOUT BLACK INTERIOR**  
Dark Brushed décor  
Alcantara®/leather/leatherette upholstery,  
front seat piping (in a contrasting colour)



**SCOUT BLACK INTERIOR**  
Dark Brushed décor  
Fabric upholstery



# UPHOLSTERY/WHEELS/COLOURS



Black fabric upholstery



Black Alcantara®/leather/leatherette upholstery

18" BRAGA alloy wheels



18" BRAGA anthracite alloy wheels



19" MANASLU anthracite alloy wheels



CANDY WHITE  
UNI



MOON WHITE  
METALLIC



BRILLIANT SILVER  
METALLIC



STEEL GREY  
UNI



BUSINESS GREY  
METALLIC



QUARTZ GREY  
METALLIC



TANGERINE ORANGE  
METALLIC



VELVET RED  
METALLIC



EMERALD GREEN  
METALLIC



LAVA BLUE  
METALLIC



ENERGY BLUE  
UNI



RACE BLUE  
METALLIC



MAGNETIC BROWN  
METALLIC



CRYSTAL BLACK  
METALLIC



MAGIC BLACK  
METALLIC






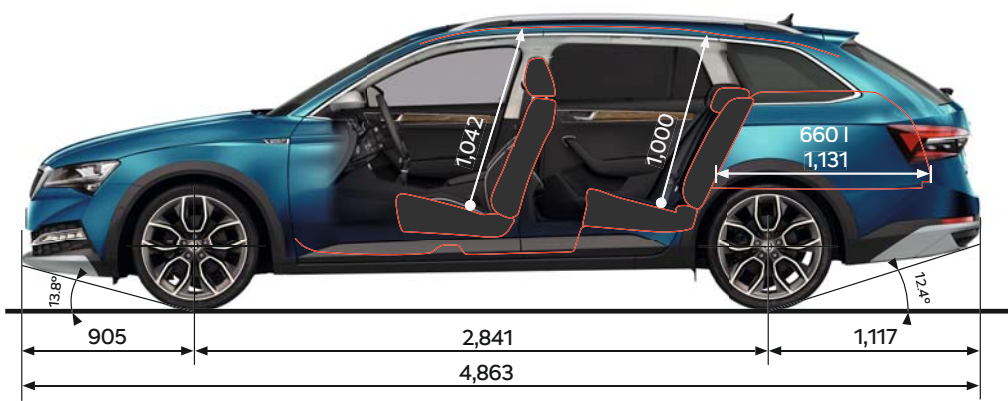
TECHNICAL SPECIFICATIONS		2.0 TSI/200 kW 4x4	2.0 TDI/140 kW 4x4
		Turbocharged petrol engine	Turbocharged diesel engine
ENGINE			
Cylinders/Cubic capacity (cc)		4/1,984	4/1,968
Max. performance/Revs (kW/rpm)		200/5,500–6,500	140/3,500–4,000
Max. torque/Revs (Nm/rpm)		350/2,000–5,400	400/1,900–3,300
Air pollution regulation		EU6DG	EU6DG
Fuel		Petrol, RON min. 95	Diesel
PERFORMANCE			
Maximum speed (km/h)		250	223
Acceleration 0–100 km/h (s)		5.7	8.1
Fuel consumption (l/100 km)			
– urban		9.0	5.7–5.8
– extra-urban		6.0	4.5–4.6
– combined		7.1	4.9–5.0
CO <sub>2</sub> emissions (g/km) – combined		161–162	129–132
Fuel consumption WLTP (l/100 km)			
– low		11.743–12.461	7.179–8.474
– medium		8.119–9.135	5.861–7.083
– high		6.959–8.158	4.913–6.295
– extra high		7.540–9.097	5.391–7.390
– combined		8.038–9.263	5.578–7.134
CO <sub>2</sub> emissions WLTP (g/km)			
– low		266.29–282.23	188.05–222.01
– medium		183.92–206.68	153.52–185.56
– high		157.57–184.50	128.68–164.91
– extra high		170.77–205.83	141.21–193.60
– combined		182.10–209.60	146.10–186.90
POWER TRANSMISSION			
Type		4x4	4x4
Clutch		Twin coaxial clutch, electro-hydraulically operated	Twin coaxial clutch, electro-hydraulically operated
Transmission		Automatic 7-speed DSG	Automatic 7-speed DSG
WEIGHT			
Kerb weight – in standard version with a 75kg driver (kg)		1,667	1,687
Payload – incl. a driver and extra equipment (kg)		512–715	512–715
Total weight (kg)		2,307	2,327
Trailer load without brakes (max. kg)		750	750
Trailer load with brakes – 12% (max. kg)		2,200	2,200

The diesel engine uses Selective Catalytic Reduction. This system injects AdBlue® to reduce mono-nitrogen oxides (NO<sub>x</sub>).  
The volume of the AdBlue® tank is 16 l and consumption depends on the driving style.

FURTHER SPECIFICATIONS

Body		Exterior dimensions	
Type	5-seater, 5-door, 2-compartment	Length/width (mm)	4,863/1,864
Drag coefficient C <sub>w</sub>	TSI: 0.318; TDI: 0.314	Height (mm)	1,511
Turning circle diameter (m)	10.4	Wheel base (mm)	2,841
Chassis		Track front/rear	1,584/1,572
Front axle	McPherson suspension with lower triangular links and torsion stabiliser	Clearance (mm)	151
Rear axle	Multi-element axle, with longitudinal and transverse links, with torsion stabiliser	Interior dimensions	
Braking system	Hydraulic dual-diagonal circuit braking system vacuum assisted with Dual Rate	Lateral room front/rear (mm)	1,507/1,519
– front/rear brakes	Disc brakes with inner cooling and with single-piston floating calliper/disc brakes	Effective head room front/rear (mm)	1,042/1,000
Steering	Direct rack-and-pinion steering with electro-mechanical power steering	Luggage storage space (max. l)	
Wheels	8.5J x 18"	Without spare tyre, with rear seat backrests – upright/down	660/1,950
Tyres	235/45 R18	Tank capacity (l)	66

Specifications may differ depending on the engine and chassis configuration.





#### IMAGE DISCLAIMER

The images presented in this catalogue (brochure) are used for illustrative purposes only and are not intended to form part of any contract or warranty. They display pre-series cars and certain illustrations, features, parts and equipment may differ from the actual production cars and from country to country. To get the exact specification of features, parts and equipment, please get in touch with your nearest local ŠKODA dealer.



#### MyŠKODA App

Get your very own personal digital companion. Download MyŠKODA App featuring PAUL, an interactive assistant who's there to help you, not only with watching over your car, but also with managing your day.



#### ŠKODA Connect App

Enjoy full control of your car. Download ŠKODA Connect and access all necessary features anytime, whether it's driving data, fuel range, planning a route or even where you last parked.

**IF YOU'VE ENJOYED READING ABOUT IT  
- IMAGINE DRIVING IT**

Your ŠKODA partner:

3VO 087 108D 07/19