

ŠKODA SUPERB



ŠKODA
SIMPLY CLEVER



INTRODUCTION ₄
EXTERIOR DESIGN ₆
INTERIOR DESIGN ₁₂
CONNECTIVITY ₁₈
SIMPLY CLEVER ₂₄
LUGGAGE COMPARTMENT ₂₈
COMFORT ₃₂
SAFETY ₄₀
iv ₄₈
LAURIN & KLEMENT ₅₄
SPORTLINE ₆₀
SCOUT ₆₆
CUSTOMISATION ₇₂
ACCESSORIES ₉₀
TECHNICAL SPECIFICATIONS ₉₈





LUXURY MEANS HAVING WHAT MATTERS

Luxury isn't about glitter or gold. It's about seeking and nourishing what's truly important. The ŠKODA SUPERB is a car that embraces true luxury with none of the clichés. With a sophisticated design, comfortable technologies and endless practicality, it's a car that impresses with everything that matters.

The SUPERB can satisfy even the most diverse demands on appearance and equipment, and is available in unique versions such as the exclusive Laurin & Klement, the stylish SportLine, and the rugged Scout.

That's Simply Clever. That's ŠKODA.



EXTERIOR DESIGN

MAKE A BOLD UNDERSTATEMENT

Elegance meets harmony in the SUPERB. The front, with its distinctive bumper, grille, and headlights, presents a dynamic, yet determined look. The fog lights are also unmistakable. In addition to their utility functions, they play a key design role.



STYLE AND FUNCTIONALITY
Perfectly balanced proportions give the car a graceful appeal. The SunSet tinted windows in the rear improve the exterior look as well as passenger comfort. The car's distinctive look can be further underlined with the Black package (available in combination with full LED Matrix headlights and full LED tail lights). It includes glossy black features such as the front grille, roof railings, window frames, exterior side-view mirror caps, and inscriptions on the 5th door.



LIGHTS DON'T SHOW, THEY REVEAL

Advanced technology is made beautiful in the light design of the SUPERB. The top-end option comes with full LED Matrix headlights, which offer improved road lighting and a higher degree of safety.



FULL LED TAIL LIGHTS

Fitted with animated turn indicators, full LED tail lights significantly improves the visibility of your car for other drivers. The lights are complemented by a chrome strip that comes exclusively in combination with full LED tail lights.

FULL LED MATRIX HEADLIGHTS

Using a windscreen camera, the full LED Matrix headlights can detect a car in front of you or in oncoming traffic. Based on this, the high beam adjusts itself incrementally. This ensures you get the best view without blinding other drivers.





INTERIOR DESIGN



QUALITY AS A STANDARD FEATURE

Every interior feature has been designed to make travelling comfortable. Enjoy the feeling of luxury with attractive décor, upholstery, door armrest stitching, chrome details and the LED ambient lighting running along the inside of the interior.



LED AMBIENT LIGHTING

You can choose your favourite colour, or complement each day with one of ten amazing colour options (turquoise shown). This is also reflected by the Virtual Cockpit background illumination.

DECORATIVE FEATURES

The interior features high-quality materials and precise workmanship, which is highlighted with the armrest and upholstery stitching. Plenty of chrome details can be found on the dashboard, doors, steering wheel and gearstick knob.





CONNECTIVITY

ŠKODA CONNECT: TAKE THE ONLINE WORLD WITH YOU

Stay connected wherever you are. Being fully and permanently online means always having access to entertainment, information, and possible assistance while on the move. ŠKODA Connect is your gateway to a world of unlimited communication options.



CALENDAR

With the Calendar app, designed for work-related activities, you can spend your travel time productively and safely. The application allows you to conveniently access and interact with your calendar while driving. Using the navigation button, the Calendar app will navigate you to your planned meetings. You can also join conference calls using a connected mobile phone. All of the content is synchronised online and linked to your account for seamless transition between your devices.

PARKING POSITION

The vehicle sends its location data to the backend server once the journey is completed. You can then find the position of your parked vehicle using the MyŠKODA app.



ONLINE TRAFFIC INFORMATION

With Online Traffic Information, you always get up-to-date information, saving you time and the stress of sitting in traffic jams. If enabled, the navigation system will automatically recalculate the route to arrive at the destination just in time.

ADDITIONAL CONNECTIVITY OPTIONS

Discover additional options and features. For example, with Laura, a digital voice assistant is available in your car. With the SmartLink feature, supporting Apple CarPlay and Android Auto, the car’s infotainment system allows you to use your phone safely while driving. With Car Access, which is part of the MyŠKODA app, our partners will deliver your order directly to your car. You can also enhance the in-car connectivity with additional Web apps such as Weather, News, Digital manual, Traffication, and many more.



LAURA DIGITAL VOICE ASSISTANT
This online-based voice control system understands fluent sentences. Say the destination with natural voice input, dictate text messages, or even ask her to tell you a joke. The online part of Laura is ready for anything. To start fulfilling your wishes, simply contact her by saying “Okay, Laura!”



TRAFFICATION
The Traffication app increases your safety by providing traffic-related warnings from the vicinity of the vehicle. Running in the background, it alerts you if you are attempting to drive the wrong way down a road. Notifications are also shown in the event that hazard lights are activated in the radius of your vehicle.



**SIMPLY
CLEVER**

A POCKET FOR EVERYTHING THAT MATTERS

The SUPERB features a multitude of compartments, pockets and holders, keeping your elegant interior tidy, and your belongings safe from loss, breakage or spillage.



JUMBO BOX

The spacious Jumbo Box storage compartment is housed in the front armrest. You can store your electronic items safely inside or cool it to keep your snacks fresh. A dual drinks holder with easy-open function can also be found on the centre console.



GLOVE COMPARTMENT

The practical storage compartment is located in the dashboard on the front passenger side.



POCKETS ON THE BACKREST

Storage pockets on the insides of the front seat backrests can hold a mobile phone, for example, or other small items.



UMBRELLA BOX

An ingenious umbrella storage compartment is fitted inside the driver's door. It is designed to let water drain away from the car, keeping the interior dry. The original ŠKODA umbrella comes as part of the equipment.



LUGGAGE COMPARTMENT



CARRY ALL THAT MATTERS

The luggage compartment capacity traditionally puts the flagship ŠKODA at the top of its class for space. The combi version offers either 660 litres or 1,950 litres after folding down the rear seats, while the liftback version offers 625/1,760 litres. But maximising space is nothing without maximising practicality. That's why we added Simply Clever solutions that make handling luggage even easier.



FLEXIBLE ORGANISER
The aluminium flexible organiser (exclusively for the combi version with a double floor) enables you to split the space according to your needs and makes it easier to keep things neat and tidy.



DOUBLE FLOOR
The double floor provides easier luggage handling or a discrete storage place, with the bottom of the luggage compartment positioned at loading edge level.



NET PROGRAMME
The set of nets increases the flexibility of the luggage space while tightly securing objects. It includes one horizontal and two vertical nets. You can add a further net under the luggage compartment cover in the liftback version.





COMFORT

COMFORT AT YOUR COMMAND

Technology is nothing if it doesn't simplify your driving experience. Loaded with thoughtful features and sophisticated assistant systems, the SUPERB will indulge you in absolute comfort and support your driving confidence, whether keeping you relaxed on longer journeys or being entertained on the go.



KESSY
With the new version of the KESSY (Keyless Entry, Start and exit System) all doors can be used to unlock or lock the car.



ELECTRICALLY-CONTROLLED 5TH DOOR AND VIRTUAL PEDAL
The electrically-controlled 5th door opens and closes at the mere touch of the button on the remote control, central panel or directly on the 5th door. You can also adjust the upper door position to suit your needs. The door can be equipped with a virtual pedal enabling contact-free access.



AREA VIEW

You will feel much more confident behind the steering wheel with four cameras that sense the space around the entire vehicle. They are located in the front grill, external side-view mirrors and on the handle of the 5th door. The picture is transmitted in real time to the infotainment display so you can react quicker to whatever comes your way. The functionality of the camera located on the handle of the 5th door is improved by integrated washers controlled via infotainment system.



VIRTUAL COCKPIT

A perfect overview is provided by the Virtual Cockpit, which can display on-board computer specifications in combination with other information such as navigation, for example. You can choose from five layouts, controlled via the View button on the multifunctional steering wheel – Classic view (shown), Modern view, Extended view, Basic view (suitable when driving at night or on the motorway) and Sport view.

ENLARGED PHONE BOX

The new SUPERB comes with an enlarged phone box which creates an amplified signal for your mobile device and, at the same time, wirelessly charges your phone while driving. This compartment is not only easily accessible, but is also suitable for large display devices.





AIR CARE AND AIR QUALITY SENSOR

The Climatronic air conditioning features a smart Air Care function and Air Quality Sensor that contribute to cleaner air in the vehicle. Air Care can clean dust from the interior and must be activated by the driver via the Climatronic menu. The Air Quality Sensor, which detects excessive air pollution, responds automatically by switching to internal air circulation mode, taking into account the possibility of the window fogging up. This function needs to be activated only once in the infotainment system.



CANTON SOUND SYSTEM

Enjoy absolute sound clarity, whether it's music or the spoken word, on the Canton Sound System with twelve speakers, including a speaker in the dashboard and subwoofer in the luggage compartment. The total power output is 665 Watts.



COMFORT IN THE BACK

On the rear part of the Jumbo Box you will find a socket (230 V or 12 V) and two USB slots, enabling mobile phone charging. In the car equipped with 3-zone Climatronic air conditioning, you will also find the control for the rear seat zone here.



MEMORY AND MASSAGE FUNCTIONS


The electrically-adjustable driver seat with built-in memory can store three different positions. The massage function (also available for the electrically-adjustable passenger seat) is optional. This superior level of comfort is always accompanied by ventilated front seats, upholstered in perforated leather.

SAFETY



TRAVEL ASSIST

The Travel Assist system as well as its higher version combine the functions of several assistants and ensure that you feel safe and comfortable, no matter where you drive. For maximum safety, the system must be constantly monitored by the driver. That's why a capacitive steering wheel detects the driver's tactility, providing an interactive interface to the system. If the driver is not engaged in driving, this behaviour is detected by the capacitive steering wheel.




PREDICTIVE ADAPTIVE CRUISE CONTROL

Using a radar device, camera equipped with traffic sign recognition, GPS technology and detailed information from the road map, pACC can predict driving conditions for the next 1–2 km. As a result, the system can automatically adjust the cruise speed when necessary – typically before a turn or roundabout, or when entering an area with a reduced speed limit. The system increases driver comfort and driver safety while also reducing fuel consumption and CO₂ emissions.



TRAFFIC JAM ASSIST / FOLLOW DRIVE

This function is designed to facilitate driving in traffic jams. By controlling the engine brakes, and steering, it makes the vehicle pull away, brake, and turn to copy the movement of the surrounding vehicles (at speeds of up to 60 km/h). If lanes are not detected at speeds of up to 30 km/h, or only one lane (line) is detected at speeds of up to 60 km/h, the Follow Drive system follows the trajectory of the vehicle in front of you until lane markings are available again.




ADAPTIVE LANE ASSIST

The system is capable of keeping the car in the middle of the correct lane and of alerting the driver in case of deviation. It can also take control of the car in the event of lane changes during roadworks.


EMERGENCY ASSIST

Emergency Assist reduces the risk of an incident in the event of the driver's sudden health collapse, for example, by safely stopping the car and turning on the warning lights.



TRAFFIC SIGN RECOGNITION

The system uses the camera in the rear-view mirror to scan the traffic signs on the current stretch of road and notify the driver of traffic signs. The system is able to identify signs on both the left and right side, as well as above the road. Moreover, it is able to identify variable traffic signs too (electronic information boards).



ADDITIONAL EXPERTS ON BOARD

You can encounter various things on the road. To ensure that the car is ready to handle all situations that may occur en route, additional assistants with multiple functions are on hand to help or fill in for the driver.




MATRIX BEAM FUNCTION

The full LED Matrix headlights feature matrix beam function. This allows you to use the high beams continuously, without blinding other drivers. Using a windscreen camera, the matrix beam function responds to the traffic situation and turns off only some segments of the light. Other segments are turned on and illuminate the road. The matrix beam function also uses information from the navigation system. Thanks to it, the high beams will only turn on when you are out of a built-up area.

CREW PROTECT ASSIST

This assistance system provides increased protection for front-seat passengers in critical situations that could lead to a crash or overturning by closing the side windows to leave only a 5 cm gap, shutting the roof window, and tightening seatbelts.



MULTI-COLLISION BRAKE

In case of an accident, the Multi-Collision Brake starts braking to prevent further uncontrolled movement of the vehicle, thus reducing the likelihood of further collisions.

iv





PLUG INTO THE FUTURE

The ŠKODA SUBERB iV unites an innovative hybrid technology with the iconic design and spaciousness of a SUPERB. The car is available in Ambition, Style, and Laurin & Klement equipment levels and even in a unique SportLine version.



CHARGING

The plug situated behind the grille enables the practical charging of the electrical engine. When charging at home and connected to a conventional electrical grid, the battery (if completely empty) will be fully recharged within five hours. The charging time can be shortened to three hours and thirty minutes with a wall box or at a charging station that supports fast charging.



Modes and Functions

The default Hybrid mode switches automatically between petrol and electric drive, and comes with integrated functions such as Battery Hold (maintain battery charge level) and Battery Charge (charge battery via TSI engine) that can be controlled via the infotainment system. Using buttons on the central console, you can choose E-mode, which delivers a pure electrical drive, and Sport mode enabling a drive with a full system power of 160 kW. The car also features increased energy recovery functionality during engine braking. It allows effective use of the car's kinetic energy for battery recharging. Thanks to this function, activated via the B symbol located between automatic transmission modes, the electric drive can offer you increased driving range.



Engines

The 1.4 TSI engine offers 115 kW, the electric motor generates 86 kW and the full system power is 160 kW. The battery with a capacity of 13 kWh is located under the floor in front of the rear axle and powers you for an approximately 62 km drive, making this model the ideal choice for driving in the city: cheap, green and quiet. During a purely electrical drive, the eSound acoustic system is activated, alerting pedestrians that a car is coming. The system operates both when driving forward (at speeds of up to 25 km/h) and when reversing (up to 10 km/h).



**LAURIN
& KLEMENT**



TRUE LUXURY IS HAVING A CHOICE

If L&K is shorthand for exclusive, then the ŠKODA SUPERB LAURIN & KLEMENT is our most exceptional offering. Bedecked with the highest version of equipment including plenty of chrome exterior and interior elements, comfort features, and advanced technology, this car comes with remarkable levels of craftsmanship and precision. After all, true luxury is about choosing it all.



STYLE AND FUNCTIONALITY

The exclusive interior comes with leather/leatherette upholstery in beige, black or new Cognac Brown (shown) that further emphasises the individuality of the Laurin & Klement version. The car also features Piano Black décor and plenty of chrome details. The Alcantara® ceiling in beige or black is optional. Both of the front seats are electrically-adjustable. The driver seat also features built-in memory. The multifunctional leather steering wheel lets you control the radio, your phone, and, alternatively, the DSG.

LOGO

The Laurin & Klement logo embroidered on the leather seat backrests is another stamp of exclusivity.



SPORTLINE





TIME TO GET SOME SPORTY CLOTHING

Comfort usually isn't a metaphor for sportiness. But these two make a thrilling combination inside the ŠKODA SUPERB SPORTLINE thanks to its razor-sharp looks, together with glossy black exterior elements, and a host of specific accoutrements, including lower chassis and sporty interior.



SPORTLINE DESIGN

The multifunctional sports steering wheel in black perforated leather with silver stitching allows you to control the radio, phone and alternatively DSG. The Virtual Cockpit, which features specific graphics for the SportLine version, comes as standard.



STYLE AND FUNCTIONALITY

Front and rear sports seats, upholstered in a combination of black Alcantara® and leather/leatherette with silver stitching, provide maximum comfort even during a dynamic drive. For that maximum sporty feeling, front seats which feature cushion depth adjustment are available as an option. The electrically-adjustable front seats with built-in memory come as standard. The distinctive and extremely durable Alcantara® upholstery is also incorporated in the door inserts.



scout



HIGH-END EVEN AFTER HIGHWAYS END

While the ŠKODA SUPERB SCOUT, armed with protective exterior elements, higher chassis and rough road package, handles bumpy roads, you'll stay in absolute comfort inside the incredibly spacy interior, surrounded by high-quality materials and details. All made with ŠKODA's craftsmanship precision. The car comes exclusively in the combi version.



COMFORT AND FUNCTIONALITY

The high-quality fabric upholstery is not only exceptionally durable, but also provides maximum comfort for all passengers. The Scout version can also be equipped with black Alcantara®/leather/leatherette upholstery (shown), which can be further complemented by optional Alcantara® door inserts. The electrically-adjustable driver seat with built-in memory comes as standard.



STYLE AND SAFETY

The multifunctional leather steering wheel, which lets you control the radio, phone and alternatively DSG, is equipped with heating function, controlled via the infotainment system. The car also comes with Driving Mode Select, including the off-road mode, or in other words, Downhill Assist which maintains consistent speed when driving down precipitous sections.



STYLISH DETAILS

The dashboard features the original Scout badge and remarkable Ash Brown décor (shown) or Dark Brushed décor with a decorative chrome strip. The LED ambient lighting running along the inside of the car offers ten appealing colour options.



LOGO

The Scout logo is embroidered on the front seat backrest.



CUSTOMISATION

ACTIVE

The standard equipment of the Active version includes external side-view mirrors in body colour, tinted windows, LED headlights including LED daytime running lights, LED fog lights, LED tail lights, KESSY GO (for keyless switching on and off of the engine), leather steering wheel, chrome interior door handles, electrically-controlled front and rear windows, air conditioning, Jumbo Box, plus more.



ACTIVE BLACK INTERIOR
Glossy Black décor
Fabric upholstery



ACTIVE BLACK INTERIOR
Glossy Black décor
Fabric upholstery

AMBITION

The standard equipment of the Ambition version includes chrome grille, electrically-folded external side-view mirrors with auto dimming and Boarding Spots, Light Assist, front door sill strips, pockets on the backrest, umbrella box (including ŠKODA umbrella), Climatronic dual-zone air conditioning, foot rest area (front and rear) and interior door handle illumination, plus more.



AMBITION BLACK INTERIOR
Light Brushed décor
Fabric upholstery

AMBITION BLACK INTERIOR
Light Brushed décor
Fabric upholstery



AMBITION BLACK INTERIOR
Dark Brushed décor
Leather/leatherette upholstery, ventilated front seats



AMBITION BLACK INTERIOR
Dark Brushed décor
Alcantara®/leather/leatherette upholstery



STYLE

The standard equipment of the Style version includes LED fog lights with corner function, decorative door sill strips front and rear, foot rest area illumination front and rear, electrically-adjustable driver seat with memory function, Manoeuvre Assist, Park Distance Control, plus more.



STYLE BLACK INTERIOR
Argenzo zebrano décor
Alcantara®/leather/leatherette upholstery

STYLE BLACK INTERIOR
Argenzo zebrano décor
Alcantara®/leather/leatherette upholstery



STYLE BLACK INTERIOR
Argenzo zebrano décor
Leather/leatherette upholstery, ventilated front seats



STYLE BEIGE INTERIOR
Beige Brushed décor
Leather/leatherette upholstery, ventilated front seats



STYLE BLACK INTERIOR
Argenzo zebrano décor
Fabric upholstery

LAURIN & KLEMENT

The standard equipment of the Laurin & Klement version includes chrome front grille and side door strips, full LED Matrix headlights, full LED tail lights with animated turn indicators, decorative door sill strips front and rear with SUPERB inscription, Dynamic Chassis Control, full KESSY, electrically-adjustable front seats, driver seat with memory function, Bolero 8" infotainment, plus more.



LAURIN & KLEMENT COGNAC INTERIOR
Piano Black décor
Leather/leatherette upholstery, ventilated front seats

LAURIN & KLEMENT COGNAC INTERIOR

Piano Black décor
Leather/leatherette upholstery, ventilated front seats



LAURIN & KLEMENT BEIGE INTERIOR

Piano Black décor
Leather/leatherette upholstery, ventilated front seats



LAURIN & KLEMENT BLACK INTERIOR
Piano Black décor
Leather/leatherette upholstery, ventilated front seats

SPORTLINE

The standard equipment of the SportLine version includes glossy black exterior elements such as external side-view mirror caps, window framing and front grille, sports chassis, full LED Matrix headlights, full LED tail lights with animated turn indicators, full KESSY, Driving Mode Select, electrically-adjustable driver seat with memory function, Bolero 8" infotainment, plus more.



SPORTLINE BLACK INTERIOR

Carbon décor

Alcantara®/leather/leatherette upholstery, front sports seats and sports steering wheel



SPORTLINE BLACK INTERIOR

Carbon décor

Alcantara®/leather/leatherette upholstery, front sports seats and sports steering wheel

Ventilated front seats, upholstered in black perforated leather/leatherette, are also available.

SCOUT

The standard equipment of the Scout version includes protective exterior elements such as add-on part on the front and rear bumper, plastic covers on the wheel arches and door sill covers, external side-view mirror caps in ALU design, rough road package, full KESSY, Driving Mode Select, electrically-adjustable driver seat with memory function, Bolero 8" infotainment, plus more.



SCOUT BLACK INTERIOR

Dark Brushed décor
Alcantara®/leather/leatherette upholstery, front seat piping (in a contrasting colour)



SCOUT BLACK INTERIOR

Dark Brushed décor
Alcantara®/leather/leatherette upholstery, front seat piping (in a contrasting colour)



SCOUT BLACK INTERIOR

Ash Brown décor
Alcantara®/leather/leatherette upholstery, front seat piping (in a contrasting colour)

UPHOLSTERY

Active Black (fabric)



Ambition Black (fabric)



Style Black (fabric)



Ambition/Style Black
(Alcantara®/leather/leatherette)



Ambition/Style/L&K Black
(perforated leather/leatherette),
ventilated front seats



Style/L&K Beige
(perforated leather/leatherette),
ventilated front seats



L&K Cognac Brown
(perforated leather/leatherette),
ventilated front seats



These products represent only a part of the wide range of upholstery. For detailed information, visit our website or contact your authorised ŠKODA partner.

COLOURS



GRAPHITE GREY METALLIC



BRILLIANT SILVER METALLIC



MOON WHITE METALLIC



VELVET RED METALLIC



RACE BLUE METALLIC



ENERGY BLUE UNI



LAVA BLUE METALLIC



MAGIC BLACK METALLIC

WHEELS

19" TRINITY anthracite alloy wheels



19" TRINITY super glossy alloy wheels



19" CANOPUS alloy wheels



19" CANOPUS glossy black alloy wheels



18" ZENITH alloy wheels



18" VELA Aero black alloy wheels



17" STRATOS alloy wheels



17" DRAKON alloy wheels



19" VEGA Aero black alloy wheels



18" ANTARES alloy wheels



18" PROPUS Aero black alloy wheels



17" TRITON alloy wheels



16" ORION alloy wheels



16" steel wheels with HERMES covers





ACCESSORIES

NOT FINAL



MULTIFUNCTIONAL POCKET

This practical multifunctional pocket is designed for stowing items of clothing and long, lightweight objects that do not have sharp edges. It enables you to cleverly use the available space in the boot.



DOUBLE-SIDED BOOT MAT

This classic example of a multipurpose accessory helps to keep the luggage compartment clean and pleasant.

ROOF BOX

Using a roof box solves the common problem of transporting luggage that does not fit in the boot of a fully occupied car when travelling not only for winter sports. It is available in silver or black with a volume of 400 litres.



BICYCLE CARRIER FOR TOW BAR

The rack is extremely sturdy, easy to fit, and easy to use – simply lift the bicycle up a little to secure it in place. It works with all types of tow bars and is available in 2- and 3-bicycle variants.



LOCKABLE SNOWBOARD RACK – SLIDE OUT

The new slide out lockable rack, which has passed SKODA's rigorous load tests and safety tests, is a simple solution for transporting your skis or snowboard on the car roof. It can carry 4 pairs of skis or 2 snowboards.



NOT FINAL

WHEEL CARE AND STYLE PACK

Car wheels are like shoes. No matter whether the “shoes” of your ŠKODA are stylish, sporty or purely functional, our WHEEL CARE & STYLE PACK (wheel covers, valve caps, locking wheel bolts) offers a multitude of items which will make your wheels even more attractive and totally unique!

19" SIRIUS silver metallic alloy wheels, brushed



19" SUPERNOVA black gloss alloy wheels, brushed



19" VEGA anthracite metallic alloy wheels, brushed



18" CASSIOPEIA platinum matt alloy wheels, brushed



19" CRATER anthracite metallic alloy wheels, brushed



17" MARKAB black metallic alloy wheels (may be used with snow chains 17")



NOT FINAL



COMPLETE WHEEL COVERS
This set of high-quality polyester wheel covers enables easy wheel transport and handling.



DECORATIVE VALVE CAPS
With tyre valve caps bearing the ŠKODA logo, your car will look stylish down to the smallest detail.

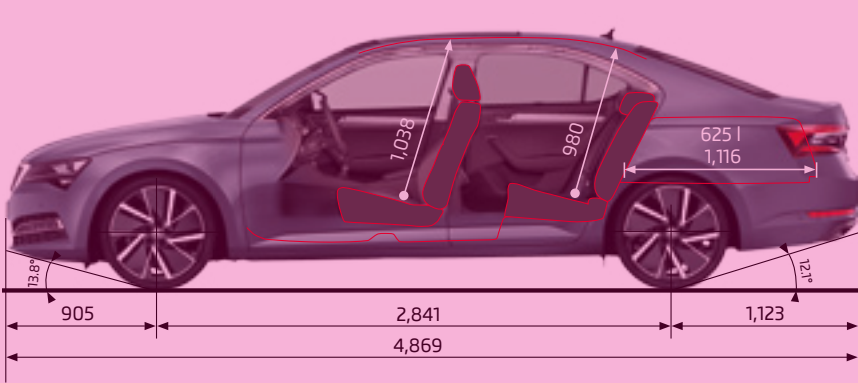


LOCKING WHEEL BOLTS
The locking wheel bolts supplied with a special adapter provide your vehicle with greater protection against the attempted theft of the wheels.

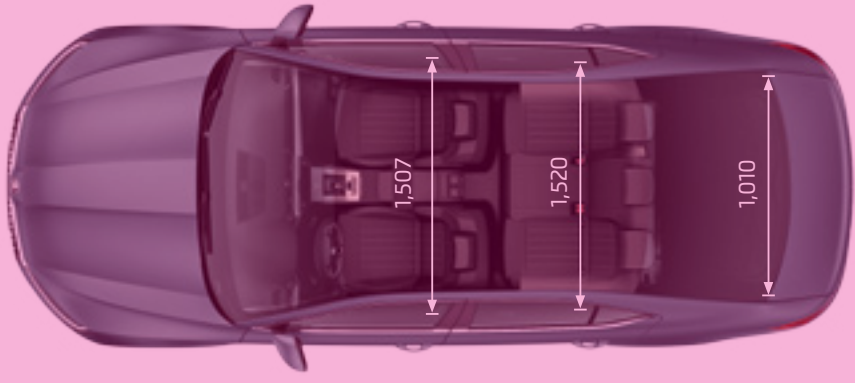


BOLT CAPS
Our offer includes decorative bolt caps for wheels with and without locking wheel bolts.

TECHNICAL SPECIFICATIONS SUPERB	1.5 TSI/110 kW	2.0 TSI/140 kW	2.0 TSI/206 kW 4x4	2.0 TDI/110 kW
	Turbocharged petrol engine	Turbocharged petrol engine	Turbocharged petrol engine	Turbocharged diesel engine
ENGINE				
Cylinders/Cubic capacity (cc)	4/1,498	4/1,498	4/1,984	4/1,968
Max. performance/Revs (kW/rpm)	110/5,000–6,000	140/4,200–6,000	206/5,000–6,500	110/3,250–4,200 (110/3,000–4,200)
Max. torque/Revs (Nm/rpm)	250/1,500–3,500	320/1,500–4,100	400/2,000–4,900	340/1,600–3,000 (360/1,600–2,750)
Air pollution regulation	EU6AP	EU6AP	EU6AP/	EU6AP
Fuel	Petrol, RON 95	Petrol, RON 95	Petrol, RON 95	Diesel
PERFORMANCE				
Maximum speed (km/h)	223 (222)	242	250	224 (223)
Acceleration 0–100 km/h (s)	9.1 (9.2)	7.7	5.3	9.1
Fuel consumption WLTP* (l/100 km) – combined	5.9–6.6 (6.1–6.9)	6.6–7.1	8.1–8.6	4.7–5.2 (4.8–5.4)
CO ₂ emissions WLTP* g/km) – combined	133.8–149.9 (138.1–156.6)	150.4–161.9	183.2–194.2	122.7–137.4 (125.5–140.3)
POWER TRANSMISSION				
Type	Front-wheel drive	Front-wheel drive	4x4	Front-wheel drive
Transmission	Manual 6-speed (Automatic 7-speed DSG)	Automatic 7-speed DSG	Automatic 7-speed DSG	Manual 6-speed (Automatic 7-speed DSG)
WEIGHT				
Kerb weight – with a 75kg driver (kg)**	1,466–1,651 (1,476–1,661)	1,558–1,743	1,671–1,857 (1,681–1,867)	1,592–1,777 (1,602–1,818)
Payload – incl. a driver and extra equipment (kg)	478–658 (479–659)	464–645	456–637 (457–638)	456–636 (456–636)
Total weight (kg)**	2,044–2,054 (2,055–2,065)	2,122–2,132	2,127–2,143 (2,138–2,149)	2,048–2,113 (2,058–2,124)
Trailer load without brakes (max. kg)**	730–750 (730–750)	750	750	750
Trailer load with brakes – 12% (max. kg)	1,600	1,800	2,200	2,000



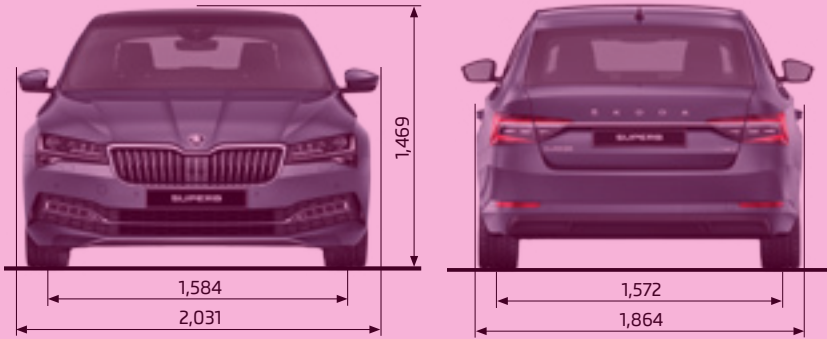
* World harmonized light-duty vehicles test procedure.
** According to equipment.



() Applies to the version with automatic transmission.

Specifications may differ depending on the engine and chassis configuration.

2.0 TDI/147 kW	2.0 TDI/147 kW 4x4
Turbocharged diesel engine	Turbocharged diesel engine
4/1,968	4/1,968
147/3,600–4,100	147/3,600–4,100
400/1,750–3,500	400/1,750–3,500
EU6AP	EU6AP
Diesel	Diesel
244	239
7.9	7.3
5.3–5.7	5.8–6.2
137.8–149.5	151.6–162.6
Front-wheel drive	4x4
Automatic 7-speed	Automatic 7-speed
1,592–1,777	1,674–1,857
375–658	478–659
2,072–2,143	2,252–2,262
750	750
2,000	2,200



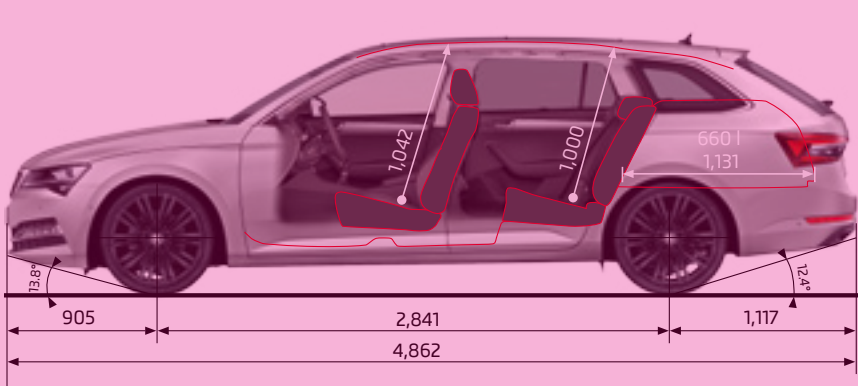
The diesel engines use Selective Catalytic Reduction. This system injects AdBlue® to reduce mono-nitrogen oxides (NO_x). The volume of the AdBlue® tank is 16 l and consumption depends on the driving style.

TECHNICAL SPECIFICATIONS SUPERB iV	1.4 TSI/EL/160 kW PHEV
	Turbocharged petrol engine/electric engine
ENGINE	
Cylinders/Cubic capacity (cc)	4/1,395
Max. performance/Revs (kW/rpm)	115/5,000–6,000, el. 86, Σ160
Max. torque/Revs (Nm/rpm)	250/1,550–3,500, el. 330, Σ400
Air pollution regulation/Fuel	EU6AP/Petrol, RON min. 95
PERFORMANCE	
Maximum speed (km/h)	225
Acceleration 0–100 km/h (s)	7.7
Fuel consumption WLTP* (l/100 km) – combined	1.0–1.3
CO ₂ emissions WLTP* (g/km) – combined	22.9–29.2
Electric consumption WLTP* (kWh/100km) – combined	14.0–15.7
Pure electric range WLTP* (km) – combined	57.4–63.7
CHARGING	
AC 2.3 kW	100% SoC 5 h
AC 3.6 kW	100% SoC 3.33 h
POWER TRANSMISSION	
Type	Front-wheel drive
Transmission	Automatic 6-speed DSG
WEIGHT	
Kerb weight – with 75 kg driver (kg)**	1,749–1,894
Payload – incl. driver and extra equipment (kg)	416–561
Total weight (kg)	2,235
Trailer load without brakes (max. kg)	750
Trailer load with brakes – 12% (max. kg)	1,600

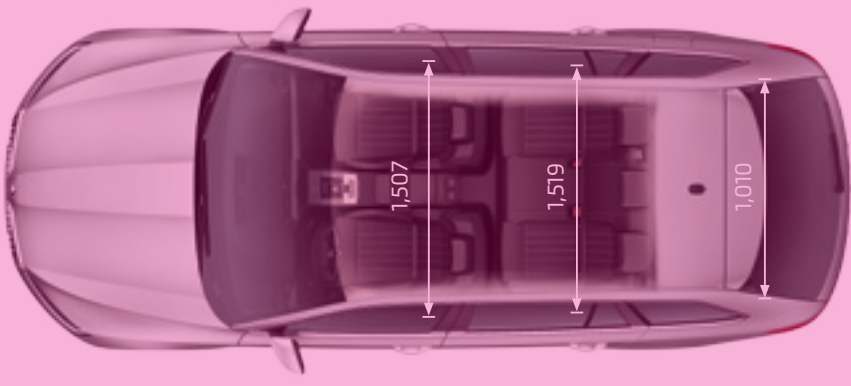
Figures for hybrid vehicles were obtained using a combination of battery power and fuel according to WLTP technical procedures. Figures shown are for comparability purposes; only compare fuel consumption, CO₂ and electric range figures with other vehicles tested to the same technical procedures. These figures may differ from real life driving results, which will depend upon a number of factors including the accessories fitted (post-registration), variations in weather, driving styles and vehicle load.

FURTHER SPECIFICATIONS	
Body	
Type	5-seater, 5-door, 2-compartment
Turning circle diameter (m)	11.7
Chassis	
Front axle	McPherson suspension with lower triangular links and torsion stabiliser
Rear axle	Multi-element axle, with longitudinal and transverse links, with torsion stabiliser
Front brakes	Disc brakes with inner cooling and with single-piston floating calliper
Rear brakes	Disc brakes
Clearance (mm) – according to engine version	150; 147; 139; 138; 136; iV: 137
Luggage storage space – without spare tyre	
With rear seat backrests – upright/down (max. l)	625/1,760; iV: 485/1,610
Tank capacity (l)	66; iV: 50 + 13 kWh (10.4 netto)

TECHNICAL SPECIFICATIONS SUPERB COMBI	1.5 TSI/110 kW	2.0 TSI/140 kW	2.0 TSI/206 kW 4x4	2.0 TDI/110 kW
	Turbocharged petrol engine	Turbocharged petrol engine	Turbocharged petrol engine	Turbocharged diesel engine
ENGINE				
Cylinders/Cubic capacity (cc)	4/1,498	4/1,498	4/1,984	4/1,968
Max. performance/Revs (kW/rpm)	110/5,000–6,000	140/4,200–6,000	206/5,000–6,500	110/3,250–4,200 (110/3,000–4,200)
Max. torque/Revs (Nm/rpm)	250/1,500–3,500	320/1,500–4,100	400/2,000–4,900	340/1,600–3,000 (360/1,600–2,750)
Air pollution regulation	EU6AP	EU6AP	EU6AP/	EU6AP
Fuel	Petrol, RON 95	Petrol, RON 95	Petrol, RON 95	Diesel
PERFORMANCE				
Maximum speed (km/h)	213 (212)	232	250	216 (215)
Acceleration 0–100 km/h (s)	9.2 (9.3)	7.8	5.3	9.2
Fuel consumption WLTP* (l/100 km) – combined	6.1–6.8 (6.3–7.1)	6.8–7.3	8.2–8.7	4.8–5.4 (5.0–5.5)
CO ₂ emissions WLTP* g/km) – combined	138.6– 153.6 (143.4– 161.2)	154.7–166.2	186.3–197.1	127.0–140.6 (130.1–143.8)
POWER TRANSMISSION				
Type	Front-wheel drive	Front-wheel drive	4x4	Front-wheel drive
Transmission	Manual 6-speed (Automatic 7-speed DSG)	Automatic 7-speed DSG	Automatic 7-speed DSG	Manual 6-speed (Automatic 7-speed DSG)
WEIGHT				
Kerb weight – with a 75kg driver (kg)**	1,481–1,692 (1,491–1,702)	1,573–1,785	1,686–1,897 (1,696–1,706)	1,611–1,790 (1,608–1,611)
Payload – incl. a driver and extra equipment (kg)	431–638 (460–702)	486–694	500–706 (491–699)	459–666 (459–666)
Total weight (kg)**	2,044–2,048 (2,083–2,129)	2,192–2,196	2,186–2,202 (2,222–2,230)	2,070–2,070 (2,070–2,070)
Trailer load without brakes (max. kg)**	740–750 (740–750)	750	750	750
Trailer load with brakes – 12% (max. kg)	1,600	1,800	2,200	2,000



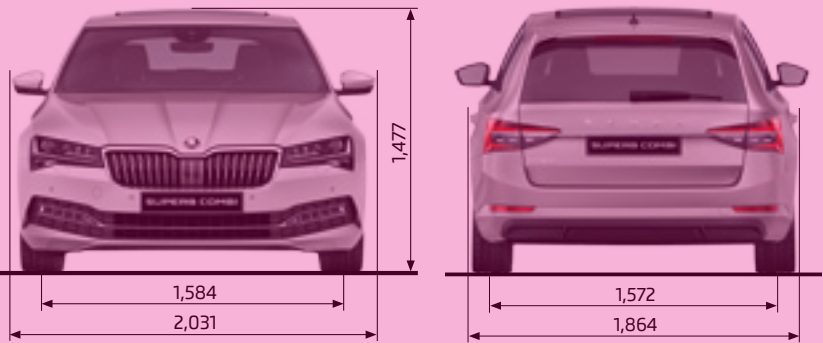
* World harmonized light-duty vehicles test procedure.
** According to equipment.



() Applies to the version with automatic transmission.

Specifications may differ depending on the engine and chassis configuration.

2.0 TDI/147 kW	2.0 TDI/147 kW 4x4
Turbocharged diesel engine	Turbocharged diesel engine
4/1,968	4/1,968
147/3,600–4,100	147/3,600–4,100
400/1,750–3,500	400/1,750–3,500
EU6AP	EU6AP
Diesel	Diesel
236	230
8.0	7.4
5.4–5.9	5.9–6.3
141.9–153.5	154.5–165.5
Front-wheel drive	4x4
Automatic 7-speed	Automatic 7-speed
1,611–1,790	1,689–1,900
459–666	459–666
2,222–2,230	2,280–2,280
750	750
2,000	2,200



The diesel engines use Selective Catalytic Reduction. This system injects AdBlue® to reduce mono-nitrogen oxides (NO_x). The volume of the AdBlue® tank is 16 l and consumption depends on the driving style.


TECHNICAL SPECIFICATIONS SUPERB iV COMBI	1.4 TSI/EL/160 kW PHEV
	Turbocharged petrol engine/electric engine
ENGINE	
Cylinders/Cubic capacity (cc)	4/1,395
Max. performance/Revs (kW/rpm)	115/5,000–6,000, el. 86, Σ160
Max. torque/Revs (Nm/rpm)	250/1,550–3,500, el. 330, Σ400
Air pollution regulation/Fuel	EU6AP/Petrol, RON min. 95
PERFORMANCE	
Maximum speed (km/h)	225
Acceleration 0–100 km/h (s)	7.8
Fuel consumption WLTP* (l/100 km) – combined	1.1–1.4
CO ₂ emissions WLTP* (g/km) – combined	25.0–32.0
Electric consumption WLTP* (kWh/100km) – combined	14.7–16.2
Pure electric range WLTP* (km) – combined	55.1–61.4
CHARGING	
AC 2.3 kW	100% SoC 5 h
AC 3.6 kW	100% SoC 3.33 h
POWER TRANSMISSION	
Type	Front-wheel drive
Transmission	Automatic 6-speed DSG
WEIGHT	
Kerb weight – with 75 kg driver (kg)**	1,767–1,927
Payload – incl. driver and extra equipment (kg)	409–568
Total weight (kg)**	2,260–2,261
Trailer load without brakes (max. kg)	750
Trailer load with brakes – 12% (max. kg)	1,600

Figures for hybrid vehicles were obtained using a combination of battery power and fuel according to WLTP technical procedures. Figures shown are for comparability purposes; only compare fuel consumption, CO₂ and electric range figures with other vehicles tested to the same technical procedures. These figures may differ from real life driving results, which will depend upon a number of factors including the accessories fitted (post-registration), variations in weather, driving styles and vehicle load.

FURTHER SPECIFICATIONS	
Body	
Type	5-seater, 5-door, 2-compartment
Turning circle diameter (m)	11.7
Chassis	
Front axle	McPherson suspension with lower triangular links and torsion stabiliser
Rear axle	Multi-element axle, with longitudinal and transverse links, with torsion stabiliser
Front brakes	Disc brakes with inner cooling and with single-piston floating calliper
Rear brakes	Disc brakes
Clearance (mm) – according to engine version	150; 147; 139; 136; iV: 138
Luggage storage space – without spare tyre	
With rear seat backrests – upright/down (max. l)	660/1,950; iV: 510/1,800
Tank capacity (l)	66; iV: 50 + 13 kWh (10.4 netto)

DISCLAIMER

The information, images, and content presented in this catalogue (brochure) are for illustrative purposes only and are not intended to form a part of any contract, offer, or warranty. The vehicles displayed are pre-series vehicles that are not an accurate representation of the final product. Illustrations, features, parts, colours, and equipment may differ from the actual production car and what can be ordered and provided. For more information, please contact your ŠKODA dealer.



MyŠKODA APP

Enjoy full control of your car. Download MyŠKODA app and access all necessary features anytime, whether it's driving data, fuel range, planning a route or even where you last parked.

IF YOU'VE ENJOYED READING ABOUT IT
— IMAGINE DRIVING IT

CALL US TO ARRANGE A TEST DRIVE

06/2022

Your ŠKODA partner: